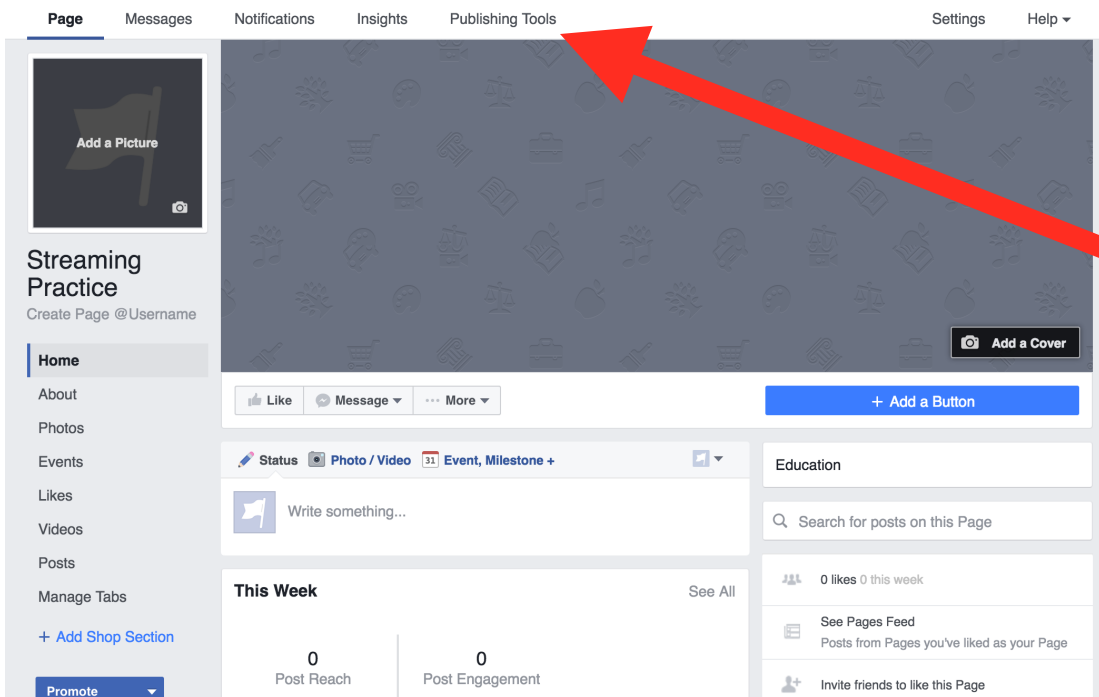
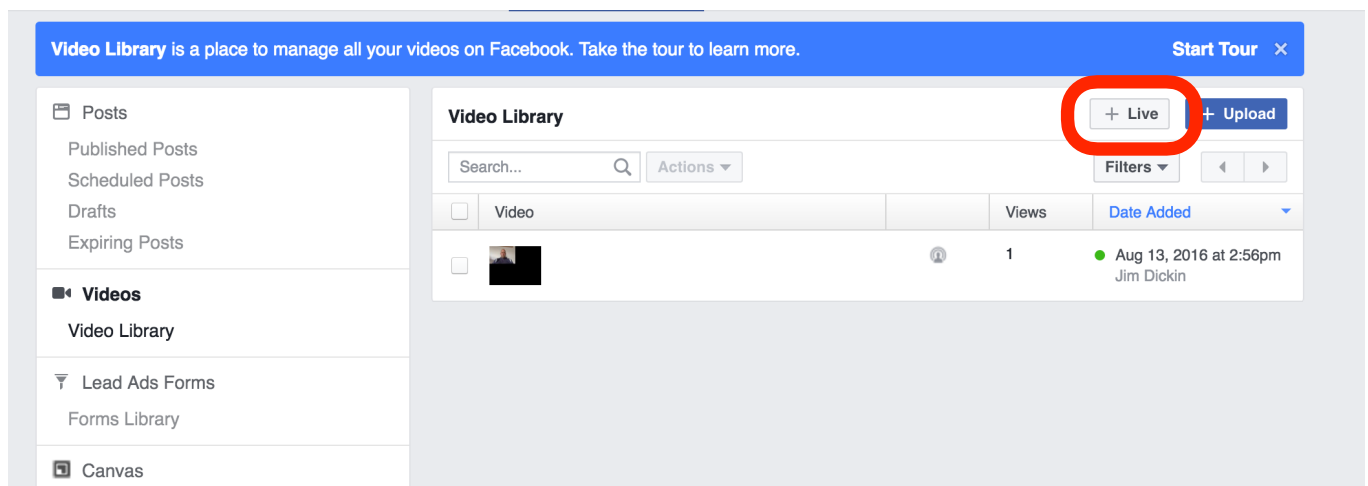


Setting up a stream is also possible for those who run a page for their club/school (please note these instructions only apply to an organisation page rather than from a personal Facebook page).



Click on Publishing Tools to begin to stream your video

Go to videos and then click the + Live button below



Please note the page below will come up - as it says on the page the aim of these pages are to use a video camera and to use encoding software, the key aspect you will take from these pages is a Stream key (I have blocked out my Stream Key in red below)

Create Live Video ✕

This will create a live video, streamed directly from your professional video equipment or encoding software. This is not for creating live videos from your computer's webcam.

Secure connection (SSL)
A secure connection is better, but it may not work with all encoders.

Depending on your streaming software, you will use either the Single Field or Separate Fields option below. Copy the contents of these text fields into your video streaming software's set-up fields. [Learn more about live video](#)

Single Field

Server or Stream URL ?

OR

Separate Fields

Server URL ?

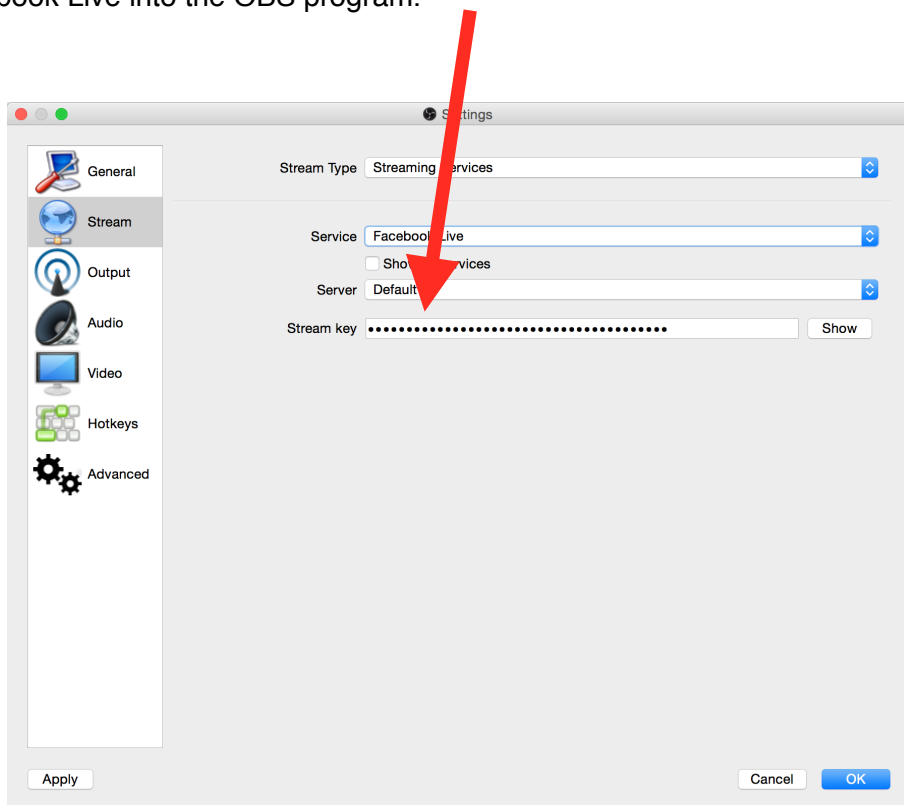
Stream Key ?

? Keep the Stream Key secret. Anyone can use them to stream video to your post. This stream key is valid for 24 hours. Once you preview the video, you have up to 4 hours to go live. If you need more time, create a new stream key closer to the time.

[Preview](#)

OBS <https://obsproject.com/> is a free software solution for streaming video feeds, by connecting your video camera to your computer you are able to stream this video feed into the software and from there into Facebook.

This software works for both Macs and PCs - the process to get the video into your computer is obviously different for each platform but once you have the video feed you can simply add your Stream Key from Facebook Live into the OBS program.



As you can see from the screenshot below you will have the options of many sources to add into your stream. As well as using video you could also add Audio to add a commentary to your video and have banner ads to acknowledge your sponsors.

